



HS-500B-HD-D Technical Data Sheet



<p>Pitch: 25mm Minimum Width: 229mm Open Area: 36% Approved: FDA Rod: Ø 4.9mm Flight: Yes Side Guard: No Curve: Yes</p>	
--	--

Data

Belt Material	Belt Strength				Temperature		Belt Weight (Kg/M ²)
	Straight		Curve		°C (min.)	°C (max.)	
	Kg/M(BW)	N/M(BW)	Kg/M(BW)	N/M(BW)			
Polypropylene	1060	10600	106	1060	1	100	8.2
Polyethylene	1030	10300	103	1030	-60	60	8.4
Acetal	1720	17200	172	1720	-40	80	15.6
Nylon	1520	15200	152	1520	1	180	11.4

BW – Belt Width

Color Table

Polypropylene					Polyethylene					Acetal					Nylon				
W	G	N	DB	B	W	G	N	DB	B	W	G	N	DB	B	W	G	N	DB	B
●	●						●			●				●				●	

W-White, G-Gray, N-Nature, DB-Darkbrown, B-Blue

Friction Table

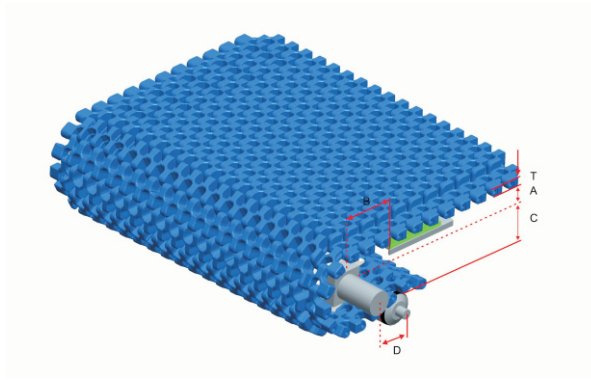
Belt Material	Friction Wear strips & Products							
	UHMW	HDPE	Steel	Glass	SUS	Plastic	Cardboard	Aluminum
Polypropylene	0.32	0.24	0.15	0.09	0.13	0.08	0.15	0.25
Polyethylene	0.13	0.11	0.26	0.19	0.31	0.16	0.21	0.41
Acetal	0.11	0.09	0.27	0.16	0.26	0.15	0.19	0.28
Nylon	0.18	0.13	0.25	0.16	0.26	0.16	0.19	0.27

SUS – Stainless Steel

Equivalent type with other Brand

Brand Name	Intralox	UNI	Rexnord	MCC	Habasit	KVP
Series & Type	2200	SNB	1200		M2500	610
	2400		7956		M3800	

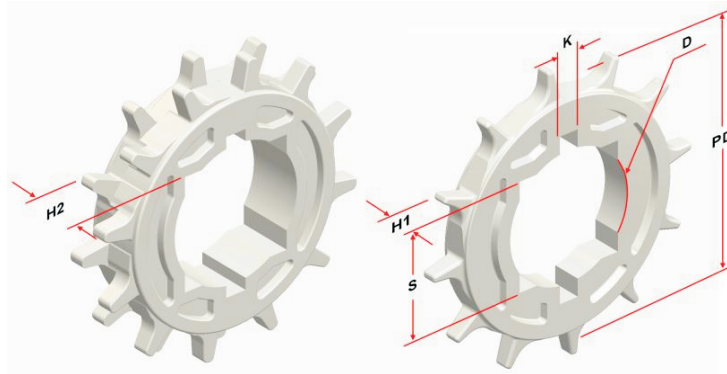
The above content is only for reference.



Conveyor Frame Dimensions

Unit : mm

No. Teeth	A (Min.)	B (Min.)	C (Max.)	D (Min.)	T
8T-2R	26	42	23	200	12.7
12 / 12-2R	43.6	60	41.3	200	
15-2R	56.4	72.7	54	200	
18 / 18-2R	67.6	84	65.3	200	
21-2R	80.1	96.5	77.8	200	
24 / 24-2R	93.6	110	91.3	250	

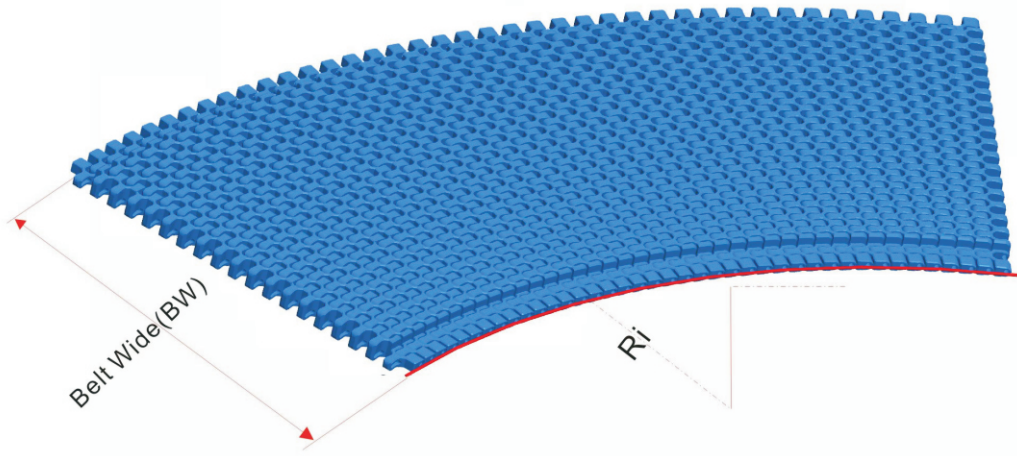


Sprocket Dimensions

Unit: mm

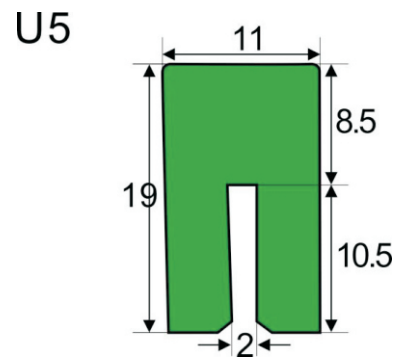
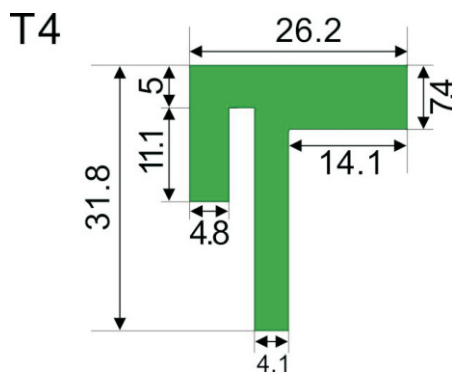
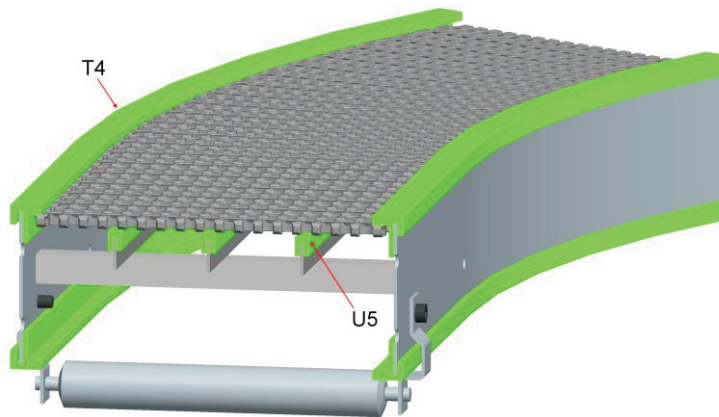
No. Teeth	PD	S	D	H1	H2	K
12	100	25.4/38.5/39/40.5	25.4/28/30.5/35.5/40.5/46.5/47.5	18	--	7X7
18	148	38.5/40.5	25.4/30.5/31.75/35.2/36.5/40.5/45.5/47.5	18	--	8X8
24	200	38.5/40.5/50.5/60.5	--	30	--	--
8T-2R	64.7	--	30.5	--	20	8X8
12-2R	100	38.5/40.5	25.4/30.5/45.5/47.5	--	20	8X8
15-2R	125.5	38.5/40.5	25.4/30.5/35.5/45.5/47.5	--	20	8X8
18-2R	148	38.5/40.5/45.5/60.5	30.5/40.5	--	20	8X8
21-2R	173	38.5/40.5/60.5/63.5	45.5	--	35	8X8
24-2R	200	38.5/40.5/60.5	--	--	35	--

Design Guide Summary



- ⌘ The minimum turning radius (inside) is 2.2 times of belt width under all feasible belt Width, 2.5 times of belt width is the most optimal.
- ⌘ The minimum straight run section near driving shaft and idling shaft of Radius belt must be 2 times of the belt width in length.
- ⌘ The minimum straight run section between two turns of opposing direction must be 2 times of the belt width in Length.

Guide Rail & Wear Strips



- ⌘ We have different kinds of guide rail and wear strips for your choice; for more information, please consult our sales team.